

MARKET INTELLIGENCE FOR CORRUGATED SUPPLIERS

Corrugated Suppliers, Are You Ready?

As global production of corrugated boxes is projected to surge in the coming years, it's essential to equip yourself with the right tools to support this growth. FisherSolve is an online database specifically designed for suppliers in the corrugated industry. The platform offers reliable, detailed information on every corrugating site across North America (United States and Canada) and Europe.

So, what can FisherSolve do for you?

Contact and General Information

Increase efficiency in your sales and marketing process with key contacts readily available at your fingertips.

LIST OF Surname	LIST OF Personnel e-mail	LIST OF First Name	LIST OF Personnel Title
		Abdulla	Chief Executive Officer
		Irina	Laboratory Manager
		Judith	Process Control Technician
		Andrijana	Quality Control

▼ PROFILE

Status: 🟢 Operating

Industry: **Paper**

Site Type: **Independent Converter**

Site Sub-Type: **Full Line Box Plant**

of Corrugated Lines: **1**

Avg Corrugator Line Age: **1**

Company Trading Status: **Private**

Economic Zone: **USMCA**

Geographic Zone: **North America**

Custom Zone: **North America**

Personnel: **49**

MMSM of Corrugated / Mill Employee: **2**

MTPY of Corrugated / Mill Employee: **1,493**

▼ CONTACT INFORMATION

Website

tel.: **###-###-####**

Shipping Address:
1234 Elm Street
University Park, Illinois, 60484-4133, United States

Mailing Address:
1234 Elm Street
University Park, Illinois, 60484-4133, United States

Latitude:
 Longitude:

Region: **North America**

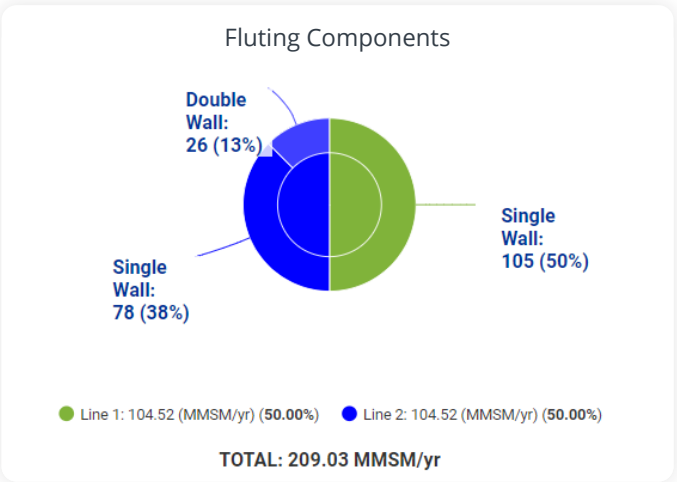
Area: **US - Midwest**

Time Zone: **GMT-6**

Capacity Information

Understand capacity rate and product breakdown.

Name of Line	Wall Type	Flute Type	MMSM/Year	% MMSM/Year	MPY
Line 1	Single Wall	B	26.13	12.50	14,176
Line 1	Single Wall	C	52.26	25.00	28,352
Line 1	Single Wall	E	26.13	12.50	14,176
Line 2	Single Wall	B	26.13	12.50	14,176
Line 2	Single Wall	C	52.26	25.00	28,352
Line 2	Double Wall	BC	26.13	12.50	23,331



Equipment Information

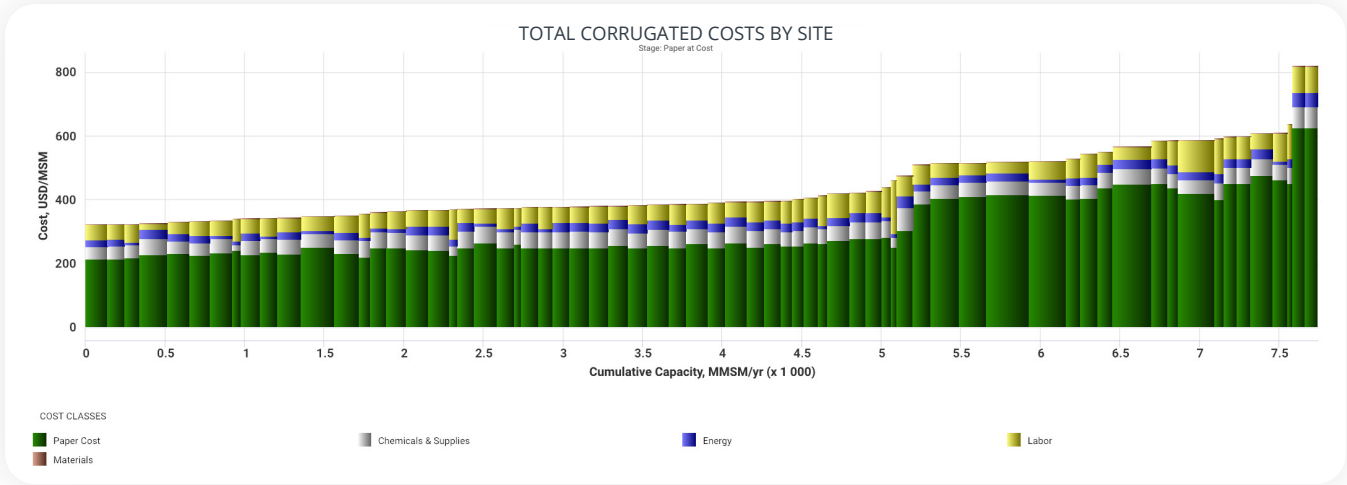
Filter corrugated producers by equipment type, supplier, or age to find ideal prospects.

Site Area	Equipment Class	Original Supplier	Current Supplier	Year Built	Status
Corrugator	Double Backer	BHS	BHS	2007	Operating
Corrugator	Double Backer	BHS	BHS	2015	Operating
Corrugator	Double Backer	BHS	BHS	2023	Operating
Corrugator	Dry End	BHS	BHS	2007	Operating
Corrugator	Dry End	BHS	BHS	2015	Operating

Line Name	Current Supplier	Frame Width, Centimeters	Production Width, Centimeters	Line Age	Status	Typical Flute
Line 1	BHS	279.40	248.92	16	Operating	C
Line 2	BHS	248.92	223.52	5	Operating	C
Line 3	BHS	170.18	152.40	29	Operating	C

Cost Benchmarking by Corrugated Site

Evaluate producer costs to target the best prospects for your products and services.



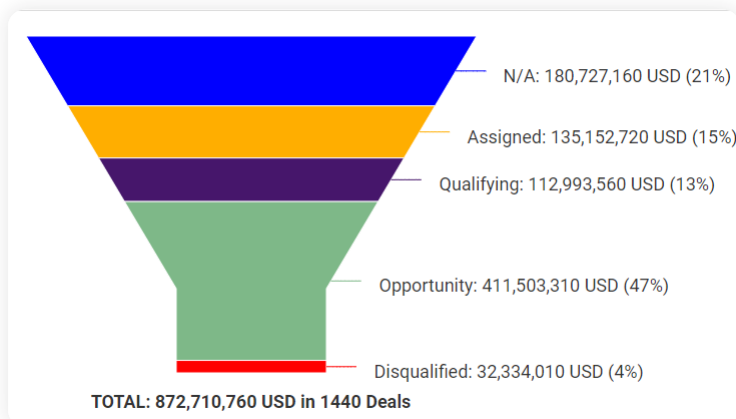
Detailed Costs by Site

Estimate value proposition with theoretical spend and usage for paper, chemicals, energy, labor, materials, and transportation.

Cost Class	Cost Type	Cost Sub-Type	Total Capacity, MMSF	Annual Spending, USD	Total Cost, USD/MSF	Avg Price, USD/Unit	Price Units	Annual Usage, Units	Annual Usage Units
Paper Cost	Liner	Bottom Liner	323	2,969,026	9.19	510.79	ST of Paper	5,812.6	ST of Paper
		Top Liner	323	4,008,167	12.41	510.79	ST of Paper	7,846.9	ST of Paper
	Medium	Medium	323	3,422,914	10.60	439.08	ST of Paper	7,795.6	ST of Paper
Chemicals & Supplies	Chemicals	Borax	323	7,009	0.02	0.44	Pound of Commodity	16,019.9	Pound of Commodity
		Caustic soda	323	99,885	0.31	0.34	Pound of Commodity	291,280.7	Pound of Commodity

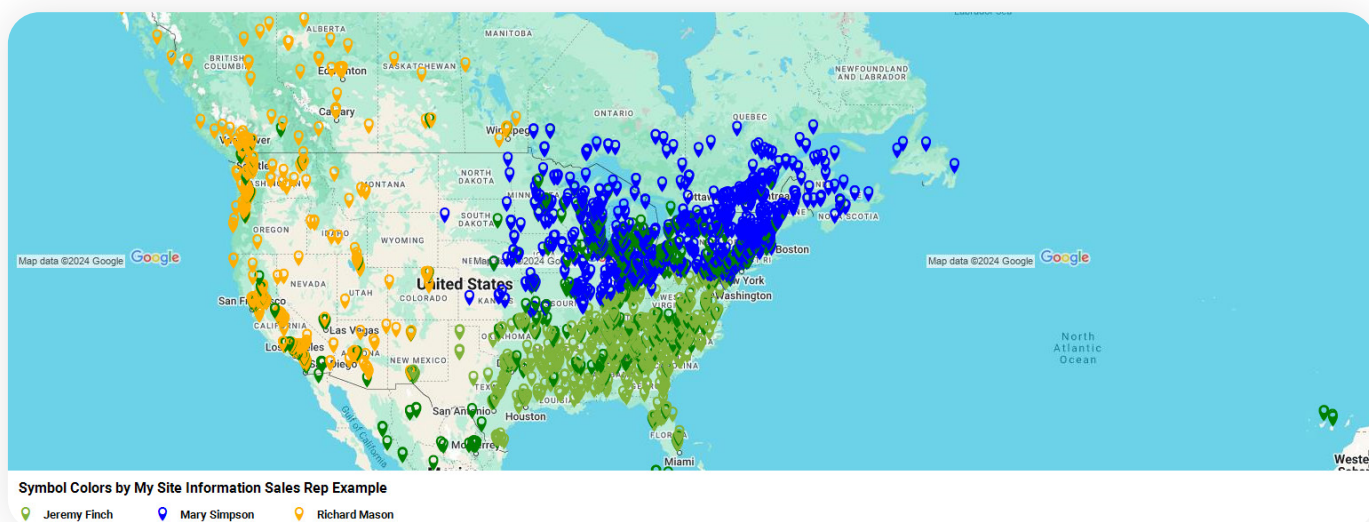
Customized CRM System

Organize and track customer activities, build value calculators, business cases, consumption models, and more with a custom CRM system built into FisherSolve and pre-populated with producer information.



Corrugated Sites by Sales Rep

Upload company information to use in combination with FisherSolve master data to maximize program utility and effectiveness.



Making purposeful decisions can lead your business to significant gains in efficiency, productivity, and profitability. Whether you supply equipment, wearables, chemicals, paper, or other products, FisherSolve offers highly detailed and comprehensive information that will give you a competitive edge in this rapidly expanding market.

With unparalleled data on plants and production capacities worldwide, you can confidently make tactical decisions for your business.

Learn more: resourcewise.com/platforms/fishersolve